



Christopher Koßagk (Autor)
Stefan Seidl (Autor)

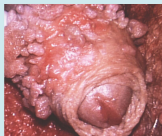
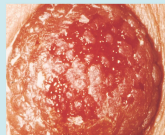
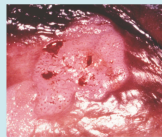
Atlas of Colposcopy for Practice and Teaching
E-Learning and E-Teaching with mono- and stereoscopic
Teaching Series and therapeutic Video Sequences

**ATLAS OF COLPOSCOPY
FOR PRACTICE AND TEACHING**

**E-Learning and E-Teaching with
mono- and stereoscopic Teaching Series and
therapeutic Video Sequences**

4th extended Edition

STEFAN SEIDL and CHRISTOPHER KOSSAGK



Cuvillier Verlag Goettingen

<https://cuvillier.de/de/shop/publications/8819>

Copyright:

Cuvillier Verlag, Inhaberin Annette Jentzsch-Cuvillier, Nonnenstieg 8, 37075 Göttingen,
Germany

Telefon: +49 (0)551 54724-0, E-Mail: info@cuvillier.de, Website: <https://cuvillier.de>

CONTENTS

Preface	11
SEIDL, ST.	
Development of colposcopy and colpo-photography	13
What is colposcopy?	19
Colposcopic nomenclature and classification over the years	21
PORTIO-CERVIX	21
Elementary colposcopy/ basic colposcopy	25
Normal colposcopic findings at the portio cervix	25
MONOSCOPIC TEACHING SERIES	27
STEREOSCOPIC TEACHING SERIES	35
Advanced colposcopy	47
Abnormal findings at the portio	47
Differential colposcopy – dysplasia practice /center	47
Differential colposcopy	47
<i>Part 1: The mosaic</i>	49
<i>Part 2a: The vessels – vascularisation</i>	59
<i>Part 2b: The vessels – punctation</i>	67
<i>Part 3: Acetic-white epithelium/atypical transformation zone</i>	73
<i>Part 4: Leukoplakia</i>	82
<i>Part 5: Erosion – ulcer</i>	90
TEACHING SERIES ABNORMAL FINDINGS MONOSCOPIC	99
TEACHING SERIES ABNORMAL FINDINGS STEREOSCOPIC	113
Miscellaneous Findings	131
TEACHING SERIES MISCELLANEOUS FINDINGS MONOSCOPIC	131
TEACHING SERIES MISCELLANEOUS FINDINGS STEREOSCOPIC	145
The colposcopically targeted biopsy – target biopsy	162
TEACHING SERIES TARGETED BIOPSY	165
VAGINA	173
TEACHING SERIES VAGINA, MONOSCOPIC	173
TEACHING SERIES VAGINA, STEREOSCOPIC	185
VULVA – VULVOSCOPY	199
Differential vulvoscopy	
<i>Part 1: Diagnostic help through colposcopy and colour tests</i>	203
<i>Part 2: Lichen sclerosus vulvae and vulvoscopy</i>	211
<i>Part 3: Intra-epithelial neoplasiae of the vulva a) White lesions – leukoplakia</i>	218

<i>Part 4: Intra-epithelial neoplasiae of the vulva b) Reddish lesions – erythroplakia</i>	226
<i>Part 5: Intra-epithelial neoplasiae of the vulva. Brownish-dark lesions</i>	232
TEACHING SERIES VULVOSCOPY, MONOSCOPIC	239
TEACHING SERIES VULVOSCOPY, STEREOSCOPIC	253
SEIDL, ST. & SCHOMANN, P.	
PENISCOPY	277
TEACHING SERIES PENISCOPY, MONOSCOPIC	281
SEIDL, ST.	
Outpatient treatment	289
TEACHING SERIES OUTPATIENT TREATMENT	291
SMOG-ADAPTER	308
KOSSAGK, CH.	
Modern therapy options in outpatient genital surgery	309
SEIDL, ST.	
MAMILLA – MAMILLOSCOPY	325
TEACHING SERIES MAMILLOSCOPY, MONOSCOPIC	327
TEACHING SERIES MAMILLOSCOPY, STEREOSCOPIC	341
FUNCTIONAL COLPOSCOPY	352
TEACHING SERIES FUNCTIONAL COLPOSCOPY	355
DYSHYGRASIA	364
TEACHING SERIES DYSHYGRASIA	364
SPECIAL COLPOSCOPIC FINDINGS	369
TEACHING SERIES SPECIAL COLPOSCOPIC FINDINGS	369
COLPOSCOPIC PROCESS CONTROL OF FINDINGS	373
TEACHING SERIES COLPOSCOPIC OBSERVATIONS OF DEVELOPMENT	373
short-, medium-, long-term	
Subject Index	385
Bibliography	391
Expressions of acknowledgements	395
Technical information for the viewing of teaching series	396